

Methods of teaching the construction of preschool children with hearing impairment

Designing

is the creation of various structures and models from building materials and parts of designers, the manufacture of crafts from paper, cardboard, various natural and waste materials

Constructive activity

is a practical activity aimed at obtaining a certain, pre-conceived real product corresponding to its functional purpose.

Types of construction

Technical	Artistic
displays real-life objects + constructions by association with images from fairy tales, movies.	creating images, express their attitude to them, convey their character.
<ul style="list-style-type: none">• from construction material• from parts of designers• from large-sized modular blocks	<ul style="list-style-type: none">• made of paper• made of natural material
Example: a building with a roof, windows, a door; a ship with a deck, stern, steering wheel, etc.	Example: funny clown, skinny simpleton wolf, prince charming, etc.

Ways to Create

```
graph TD; A[Ways to Create] --- B[Reproductive]; A --- C[Creative];
```

Reproductive

Creative

Type of construction (depending on the type of material)

From the construction designer

From the details of the designers

From large-sized modules

Computer-aided design

Forms of organization of teaching children to design

By Pattern

By design

According to the conditions

According to the scheme

By model

According to the instructions

By topic

Design options **BASED ON THE SAMPLE:**

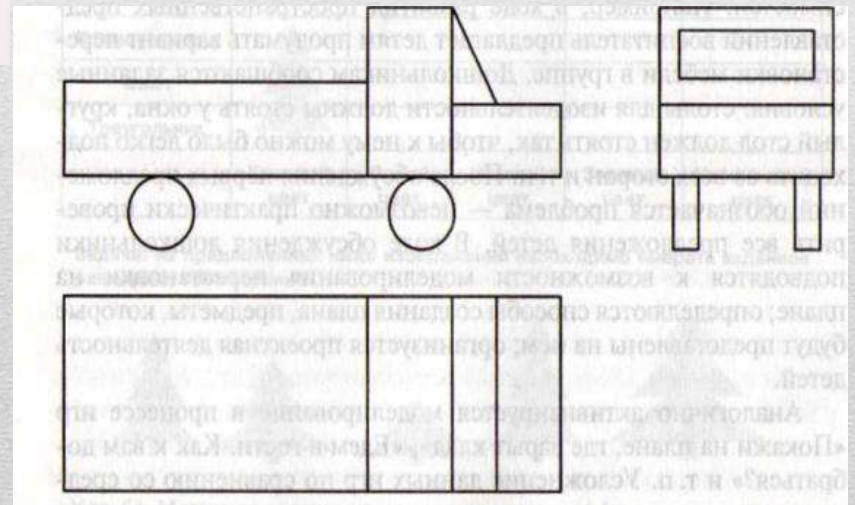

The child sees the process of building

The child looks at the already collected sample

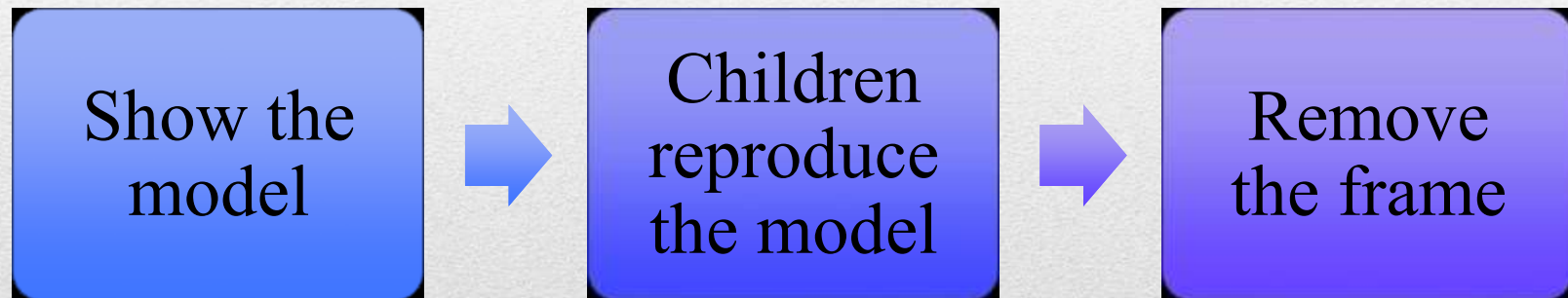
According to the dismembered sample

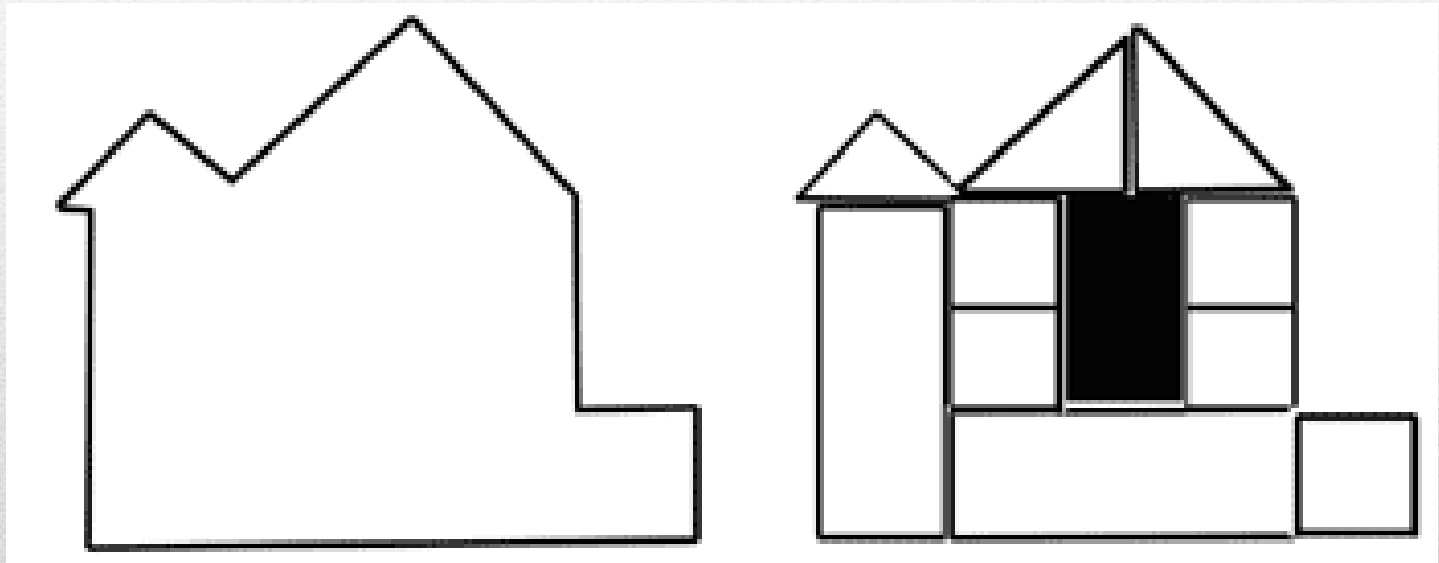
Sample in the form of a picture

Designing ACCORDING TO THE SCHEME



Designing BY MODEL







There is a task



There is no way
to solve it

Designing BY TOPIC

General topic of
constructions



Children
themselves
create the ideas
of specific
buildings